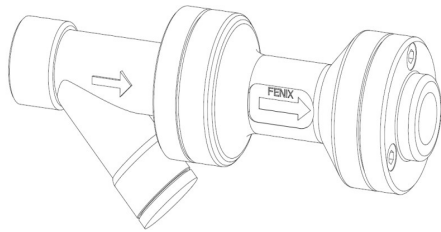


Technical Specification

IVP Screwed



General Description

The IVP (Integrated Variable Process) is designed for process applications(*) and supplied with screwed connection.

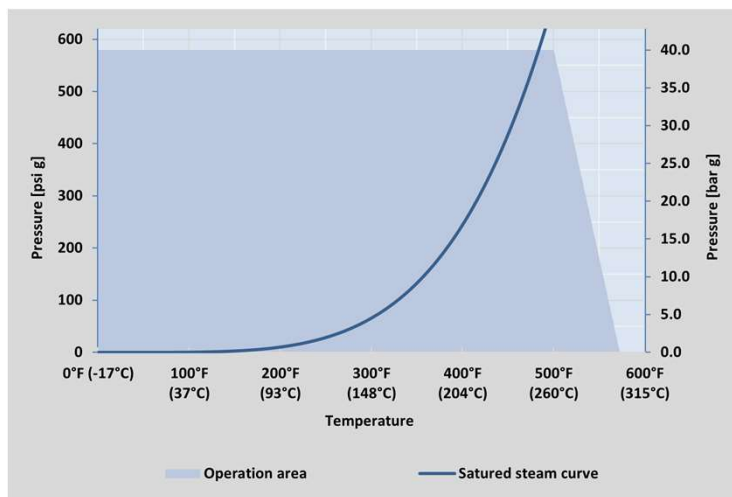
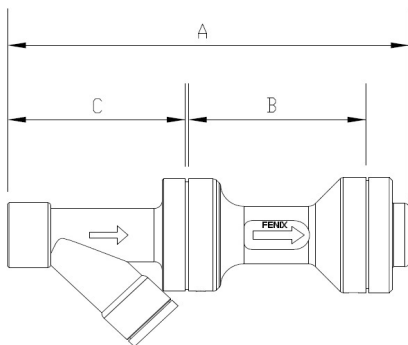
A high integrity strainer forms part of the trap design. The body of the trap fits between the strainer and the downstream connector to allow access to the nozzle without having to remove the complete assembly from the pipework.

Options

Optional blow down valve available for periodic cleaning of the filter (PMO dependent)

Operating Parameters (ISO 6552:1980)

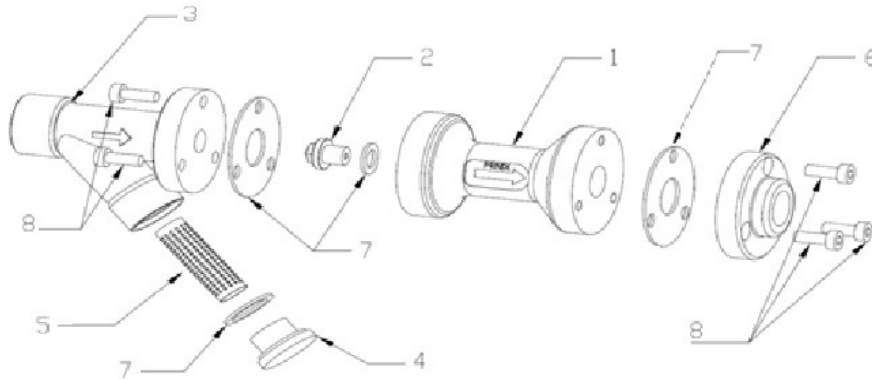
PMA 1450 psig (100 barg)
 TMA 1022°F (550 °C)
 PMO 580 psig (40 barg) - recommended
 TMO 932 °F (500 °C)
 Hydraulic cold tested to 2175 psig (150 barg)



Dimensions

Size	A	B	C	Weight (approx.)
¾" (DN20)	10.24" (260 mm)	4.53" (115 mm)	4.53" (115 mm)	9.5 lb (4.3 kg)
1" (DN25)	10.24" (260 mm)	4.53" (115 mm)	4.53" (115 mm)	9.2 lb (4.2 kg)

Construction



No.	Part	Material
1	Trap body	304L stainless steel
2	Inlet removable nozzle	316 stainless steel
3	Strainer	CF8M cast stainless steel
4	Strainer cap	304L stainless steel
5	Strainer filter	40 mesh stainless steel with 10 mesh stainless steel reinforcement
6	Connector Flange	304L stainless steel
7	Gaskets	Graphite with stainless reinforcing
8	Bolts	Carbon steel

Spare parts

Part	Code
Strainer Filter	F-L
Cap Gasket	G-4
Nozzle gasket	G-3

(*) process applications include shell and tube heat exchangers, air heaters, calorifiers, cooking vessels, etc. The traps will operate over the full range of the process from minimum load to the maximum load